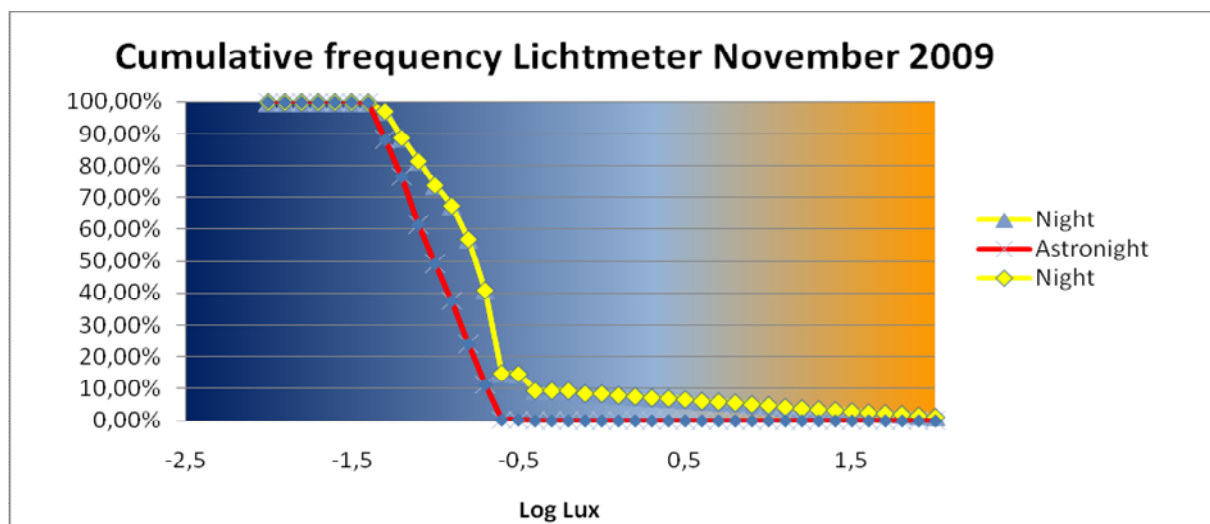
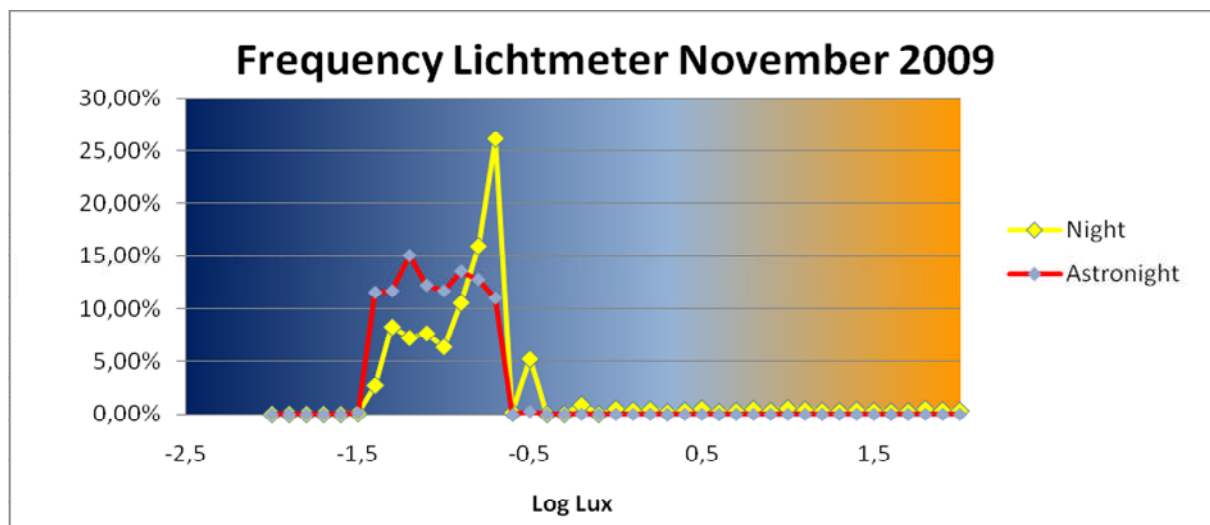


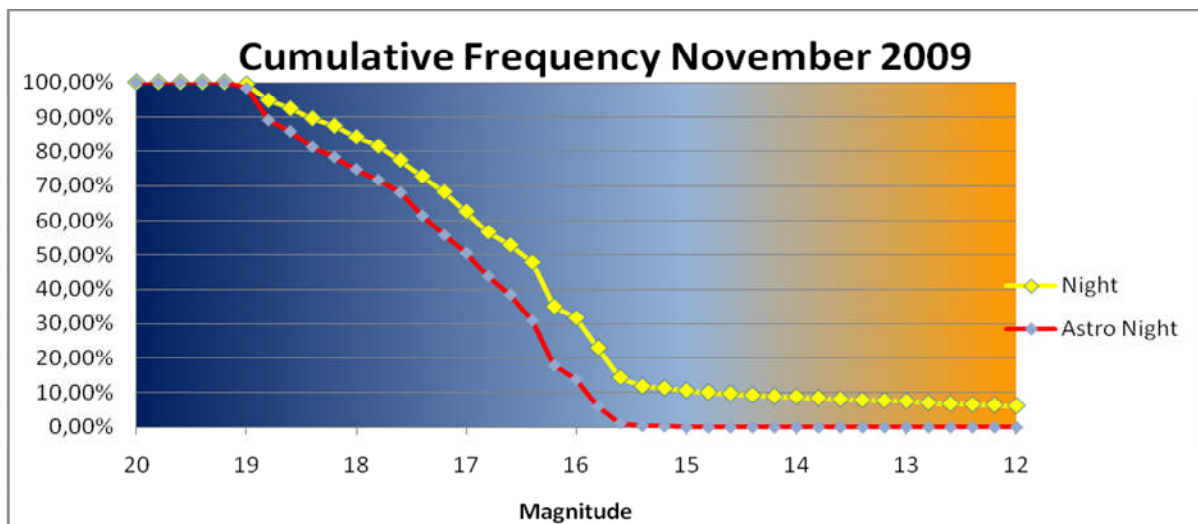
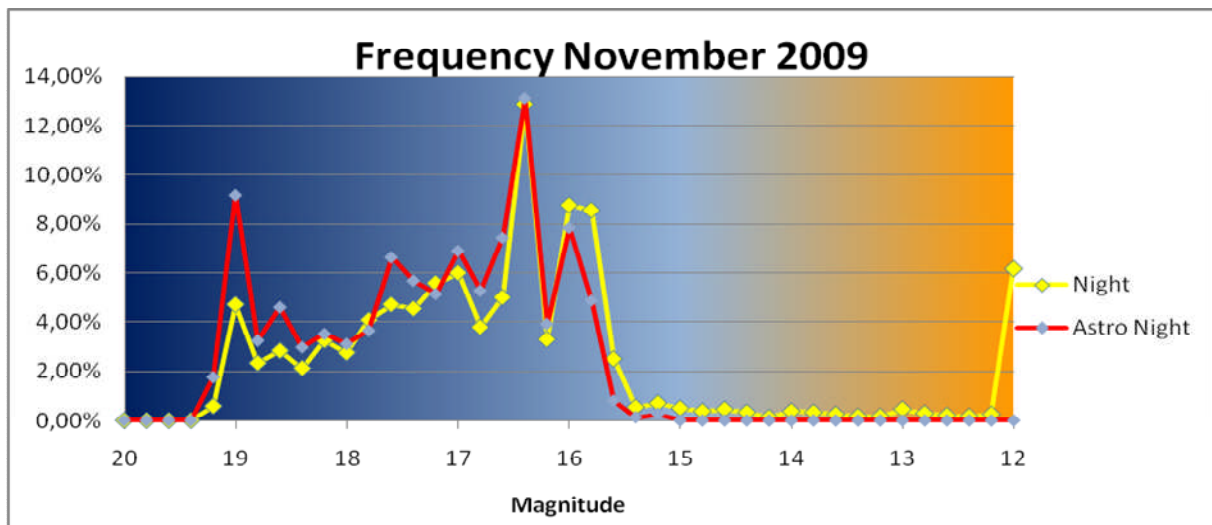
Results November 2009

Lichtmeter mark 3.2



| | Night | Astronight |
|---------------------|----------|------------|
| Gemiddelde | -0,77079 | -1,10096 |
| Standaardfout | 0,011284 | 0,008213 |
| Mediaan | -0,85375 | -1,10607 |
| Modus | -0,54407 | -1,4351 |
| Standaarddeviatie | 0,642797 | 0,224012 |
| Steekproefvariantie | 0,413187 | 0,050181 |
| Kurtosis | 8,275727 | -1,1456 |
| Scheefheid | 2,750442 | 0,038173 |
| Bereik | 4,580771 | 0,97535 |
| Minimum | -1,55768 | -1,51942 |
| Maximum | 3,023094 | -0,54407 |
| Som | -2501,2 | -819,111 |
| Aantal | 3245 | 744 |

SQM_LE



| | night | astronight |
|---------------------|----------|------------|
| Gemiddelde | 16,31939 | 17,17118 |
| Standaardfout | 0,042363 | 0,038145 |
| Mediaan | 16,45 | 16,91 |
| Modus | 16,33 | 18,99 |
| Standaarddeviatie | 2,077517 | 1,037667 |
| Steekproefvariantie | 4,316077 | 1,076754 |
| Kurtosis | 5,044754 | -1,07114 |
| Scheefheid | -2,04614 | 0,350685 |
| Bereik | 11,6 | 3,97 |
| Minimum | 7,45 | 15,08 |
| Maximum | 19,05 | 19,05 |
| Som | 39248,14 | 12706,67 |
| Aantal | 2405 | 740 |